MAG 麦格

GPA-50 左右驱动封箱机
使用说明书

青岛麦格自动化设备有限公司

序言

感谢您购买麦格公司的左右驱动封箱机

本手册就其基本结构、使用方法及操作注意事项加以说明，以利于安全、正确地使用机器，并提高机器的使用寿命，请在使用机器前详细阅读此手册，请确保把手册交到最终用户手中，如果因技术更新导致本手册内容有所变动，恕不另行通知。

MG 系列封箱机是以 OPP 带为主要材料，对名类纸箱进行封底的机器. 本机结构简单，操作方便，易于维修，广泛使用于各行各业，达到美观、高效的理想效果。

安全事项：

.1 操作本机台前，操作员必须详细阅读使用操作说明；

.2 操作人员在操作本机时，不得将身体部位置于机器运转位置；

.3 维修人员在维修保养前亦必须在进行详细阅读本使用操作说明；

.4 装卸胶带及正常保养或维修时，请务必关闭电源、气源，以策安全；

.5 非经受训炼过之人员，请勿随意靠近或触碰本机器；

目录

1 本机特性..... 4

2 机械结构及调节说明…… …….5

3 机器操作流程…… ….5

4 贴带器的调整及操作说明… ……..6

5 电路图…… ……11

6 爆炸图……11

6.1 机体部分爆炸图及零件表……11

6.2 驱动带部分爆炸图及零件表……14

6.3 帖带器爆炸图及零件表…… ……17

1 本机特性

本机是全自动封箱机功能的系列之产品，单机操作，经济而又高效，是较为理想的封箱设备，主要参数如下：

封箱宽度：150mm~500mm

封箱高度：150mm~500mm

封箱长度：150mm~＋∝mm

台面高度：580mm~780mm

外形尺寸：L1200 mm ×W900 mm ×H1350 mm

封箱速度：0-20m/min

适用电源：220v/380v 50/60HZ

适用胶带：W（48、60、72）mm×L1000y

机械重量：120kg

2.机器结构及调整说明（见图一）：



图一

3. 机器操作流程

3.1 将已经装箱好的纸箱先人工折盖后送入封箱机，根据折好盖后纸箱的宽度 W 和高度 H，将机器的下驱动带宽度通过宽度调节手柄调节到与纸箱宽度相同的宽度 W，再将机器的上驱动带高度通过高度调节手柄调节到与纸箱高度相同的高度 H。如图二所示：

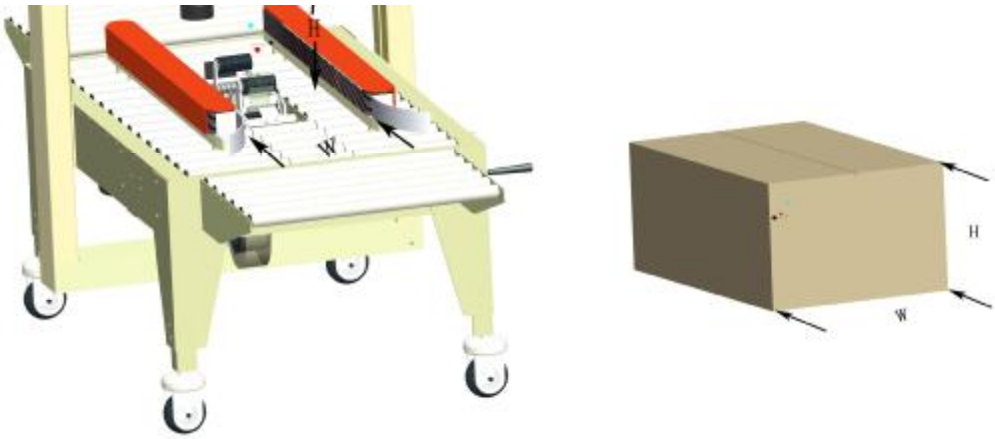

图二

3.2 打开机器电源开关，逐个将折好盖的纸箱送入封箱机中，在驱动带的带动下，完成纸箱上下贴封胶带。如图三示：

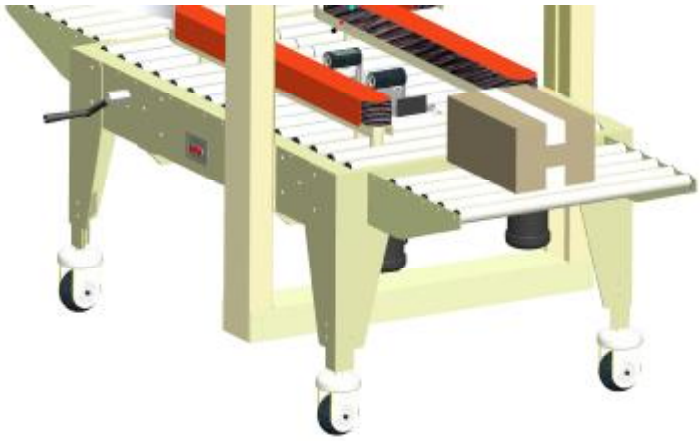

图三

4 贴带器的操作及调节 如图四示：

4.1 首先，将新 OPP 胶带卷放入芯轴上，如图所示.第二，拉出胶带，绕过滚筒 C 再沿线绕过滚筒 B，第三，绕过滚筒 D,最后将胶带穿过胶带座 E 从滚筒 F 穿出，如下图所示。在整个过程中一定要注意，胶带的粘性面一定要朝外。

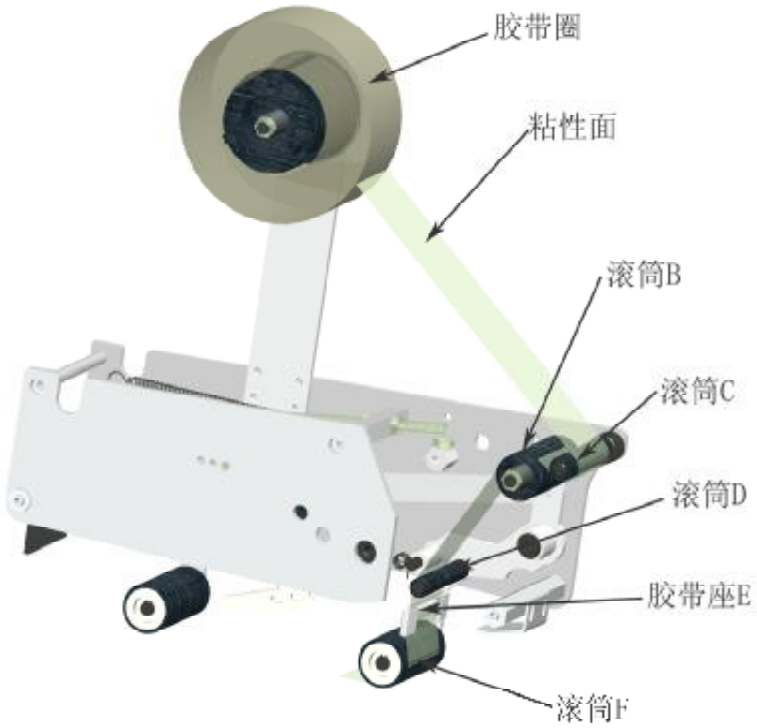

图四

4.2 胶带穿线图　如图五所示：

图五

4.3 胶带位置调整 如图六所示：

如果胶带不在箱子的中心线上，请参照下图进行调整：松开螺母 B，

然后用螺丝刀调整心轴，从而可以调整胶带位置

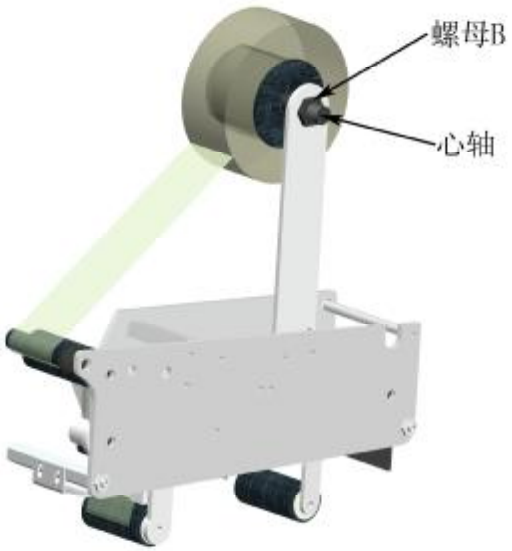

图六

4.4 胶带张力调整 如图七所示：

旋转旋钮，可以使胶带卷转速适中，并调松开螺母 M8,调整螺钉 M8×50 的前后位置，改变摆杆长拉簧的弹力 ，从而控制胶带张力的大小.顺时针旋转旋钮，胶带张力变大，反之变小;螺钉 M8×50 向前调整，胶带张力变大，反之变小。

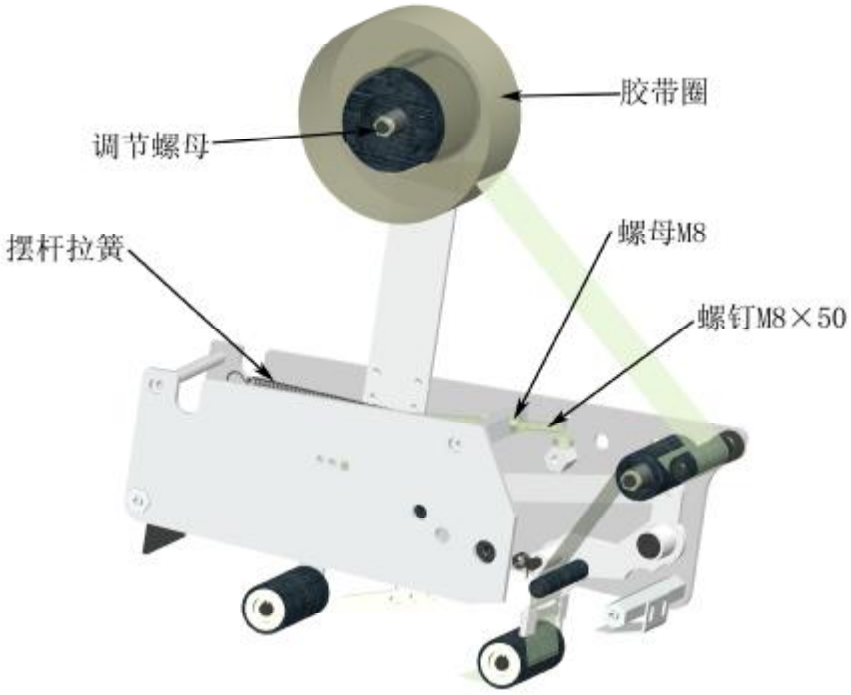

图七

封箱贴带异常排除说明

异常状况	原因	排除方法
胶带切不断	刀片已不锋利或胶带膜	更换刀片；擦干净刀片及

	卡住刀尖	上油
胶带已切断但拖一节	刀座被卡住，动作不灵活或弹簧不够紧	检查贴带器各部位螺丝，或调节拉簧弹力
胶带有切断但未贴合箱面	主拉簧太松，后轮反弹速度无法与皮带速度吻合	适度锁紧主拉簧螺丝
纸箱走至中间被卡住不动	主拉簧太紧，前轮被陷在中间	适度放松胶带轮主拉簧
胶带容易落	单向滚轮失去效能	更换新单向滚轮
封箱后箱体偏歪及箱盖错角		封箱前，箱盖折平后两侧箱盖应与箱体对齐平行才可推入封箱机进行封箱
封箱后纸箱后段上的胶带有皱纹或贴附下来的胶带没有平整		调节贴带器上的螺母 M8 增大的拉力，如图八所示



图八

5 电路图 如图九所示：

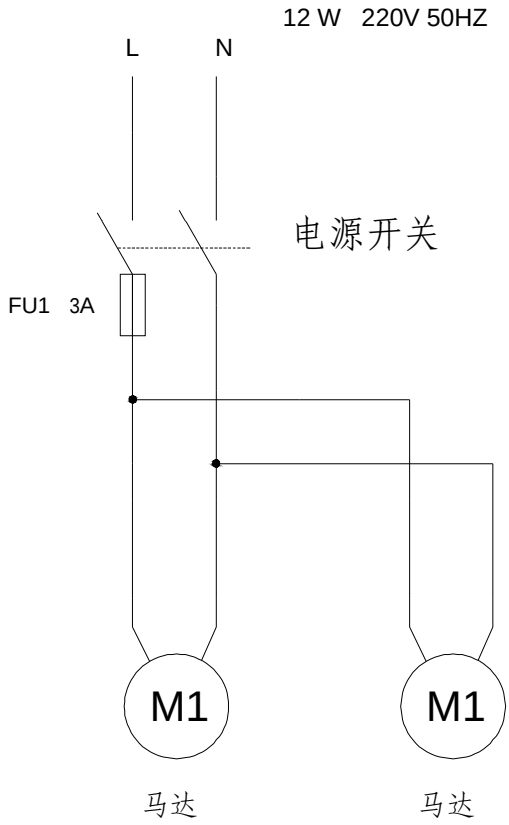

图九

6 爆炸图

6.1 机体部分　　如图十、表一所示：

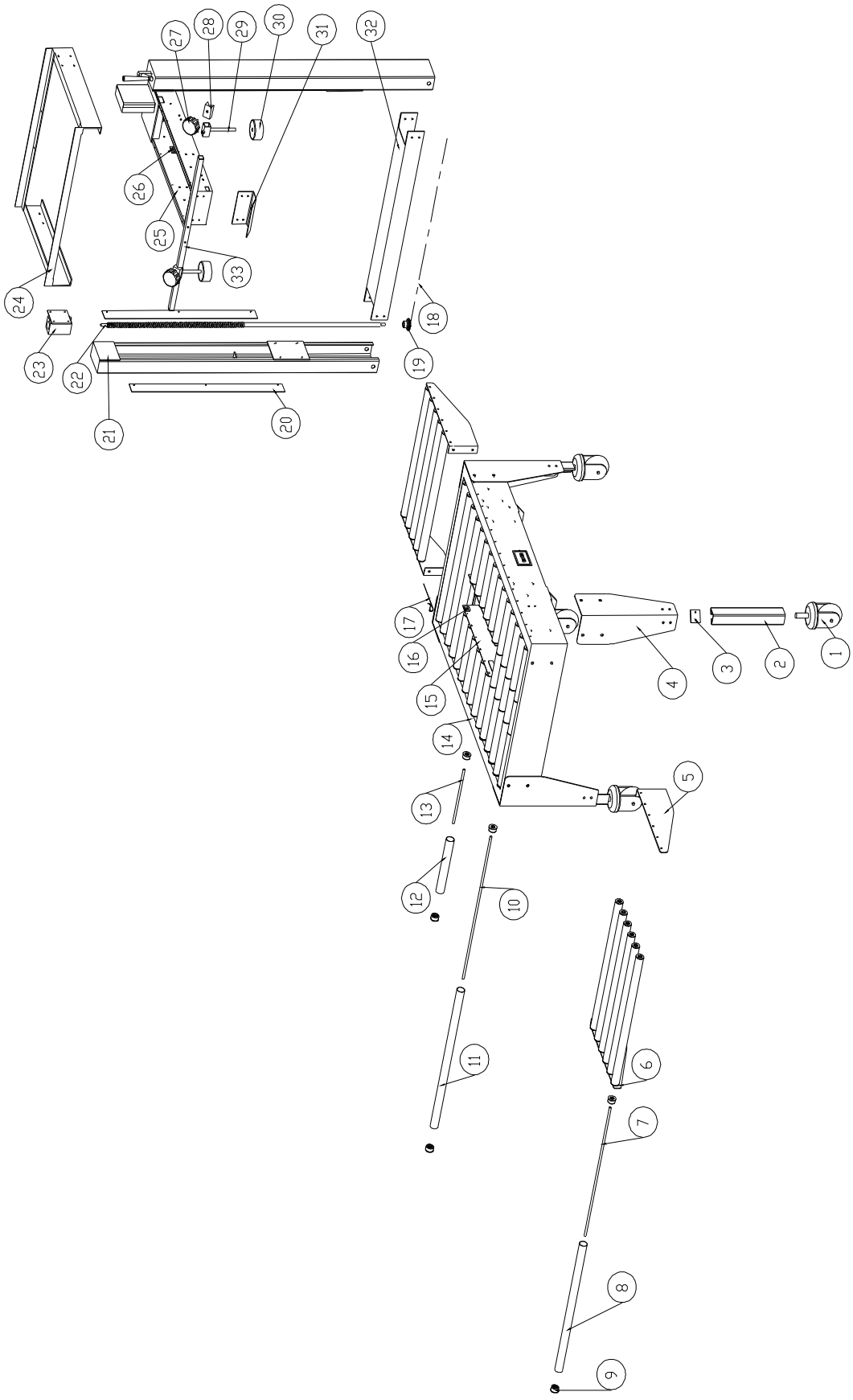
27
28
29
30
31
32
26
25
33
24
18
23
19
22
21
20
17
16
15
14
13
12
10
11
4
3
2
1
5
6
7
8
9

图十

零件表 表一

序号 ON	图形 DRAW	型号 PARTNO	名称 DESCRIPTION	数量	备注 MEMO
1		M16	脚轮	4	带止动
			Castors		
2		GPA50P-03-01	调节机脚	4	
			adjust undercarriage		
3		GPA50P-03-02	衫板	4	
			Solid Spruce		
4		GPA50P-03-03	机脚	4	
			undercarriage		
5		GPA50P-03-04	支架	2	
			bracket		
6	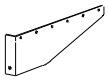	GPA50P-03-05	支架	2	
			bracket		
7		GPA50P-03-06	轴	12	
			axle		
8		GPA50P-03-07	轴筒	12	
			beam barrel		
9		GPA50P-03-08	轴套	62	
			bushing		
10		GPA50P-03-09	轴	7	
			axle		
11		GPA50P-03-10	轴筒	7	
			beam barrel		
12	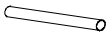	GPA50P-03-11	轴筒	12	
			beam barrel		
13		GPA50P-03-12	轴	12	
			axle		
14		GPA50P-03-13	机架	1	
			frame		
15		GPA50P-03-15	卡板	2	
			catch plate		
16		GPA50P-03-16	锁丝	7	
			pin		
17	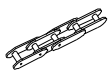	08B	链条	1	
			cylinder		
18		GPA50P-03-17	链轮	2	
			chain wheel		
19		GPA50P-03-18	盖板	4	

			cover plate		
20	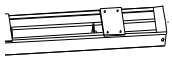	GPA50P-03-19	立柱	2	
			upright column		
21		GPA50P-03-20	轴	2	
			axle		
22		GPA50P-03-21	轴套	2	
			bushing		
23		GPA50P-03-22	托架	1	
			bracket		
24	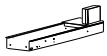	GPA50P-03-23	托架	4	
			bracket		
25		GPA50P-03-24	卡板	2	
			catch plate		
26		GPA50P-03-25	托架	1	
			bracket		
27			手柄	2	
			handle		
28		GPA50P-03-26	压块	2	
			lock block		
39	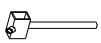	GPA50P-03-27	压轮杆	2	
			adjuster lever		
30		GPA50P-03-28	压轮	2	
			clanying roller		
31	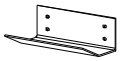	GPA50P-03-29	导板	1	
			guide plate		
32		GPA50P-03-30	盖	1	
			cover		
33		GPA50P-03-31	压轮杆	1	
			adjuster lever		

6.2 驱动带部分 如图十一、表二所示：

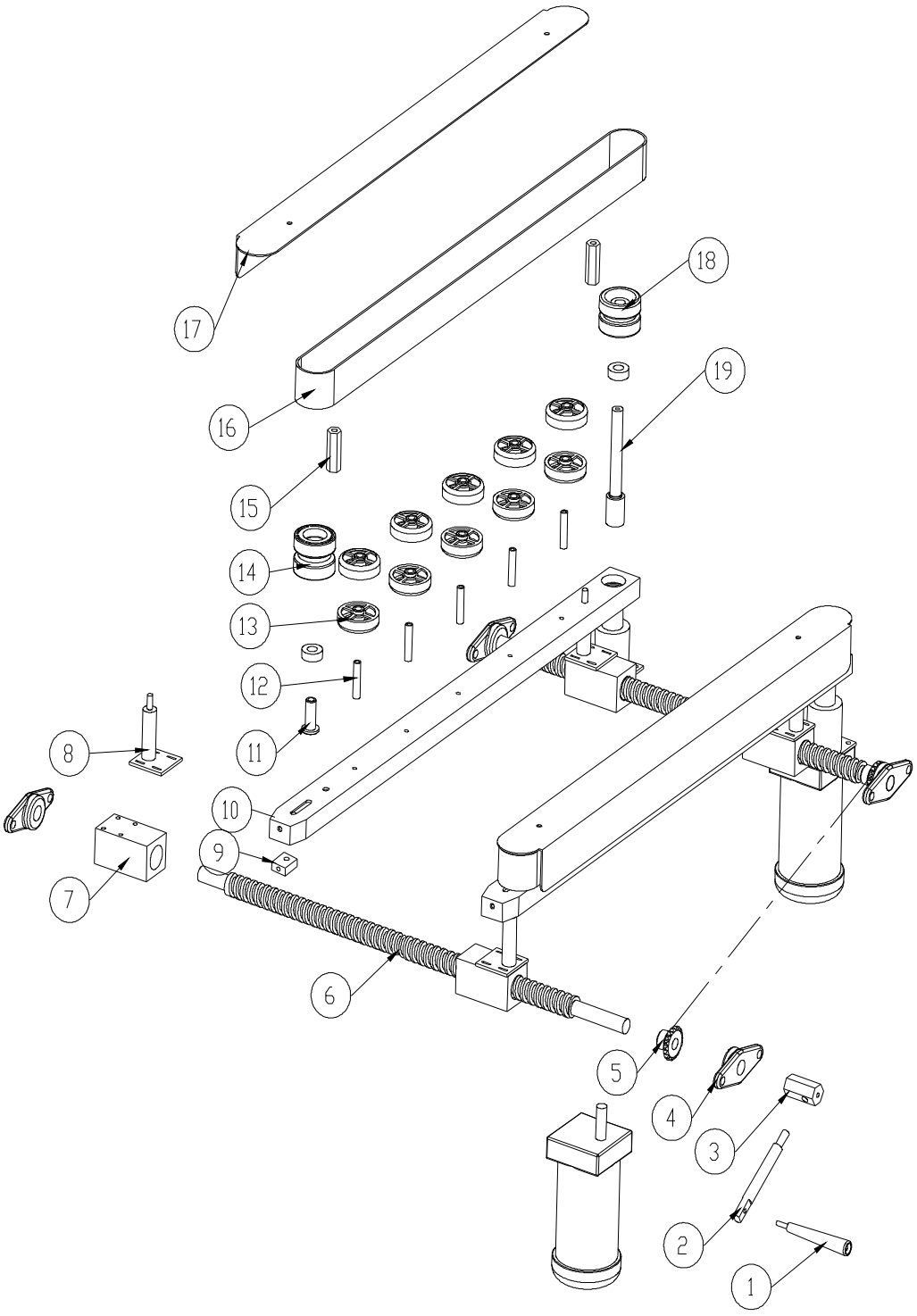

图十一

零件表 表二

序	图形	型号	名称 DESCRIPTION	数量	备注

1	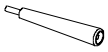		手柄 handle	2	
2		GPA50P-02-01	手柄轴 handle setting shaft	2	
3	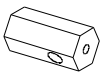	GPA50P-02-02	手柄座 handle setting	2	
4	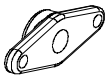		轴承座 unit bearing	4	
5		GPA50P-02-03	链轮 chain wheel	2	
6	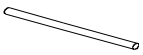	GPA50P-02-04	丝杆 screw rod	2	
7		GPA50P-02-05	滑座 Sliding base	4	
8		GPA50P-02-06	支架 bracket	4	
9		GPA50P-02-07	调节块 adjusting slider	2	
10	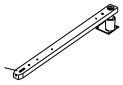	GPA50P-02-08	支架 bracket	2	
11		GPA50P-02-09	销轴 pin roll	2	
12		GPA50P-02-10	销轴 pin roll	10	
13		GPA50P-02-11	托轮 supporting roller	20	
14		GPA50P-02-12	从动轮 driven wheel	2	
15		GPA50P-02-13	支撑杆 support bar	4	
16	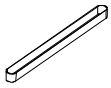		复合传送带 Belt conveyor	2	
17	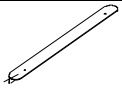	GPA50P-02-14	盖板 cover plate	2	
18		GPA50P-02-15	主动轮 drive wheel	2	
19		GPA50P-02-16	主动轴 driving axle	2	

6.3 贴带部分 如图十二、表三所示：

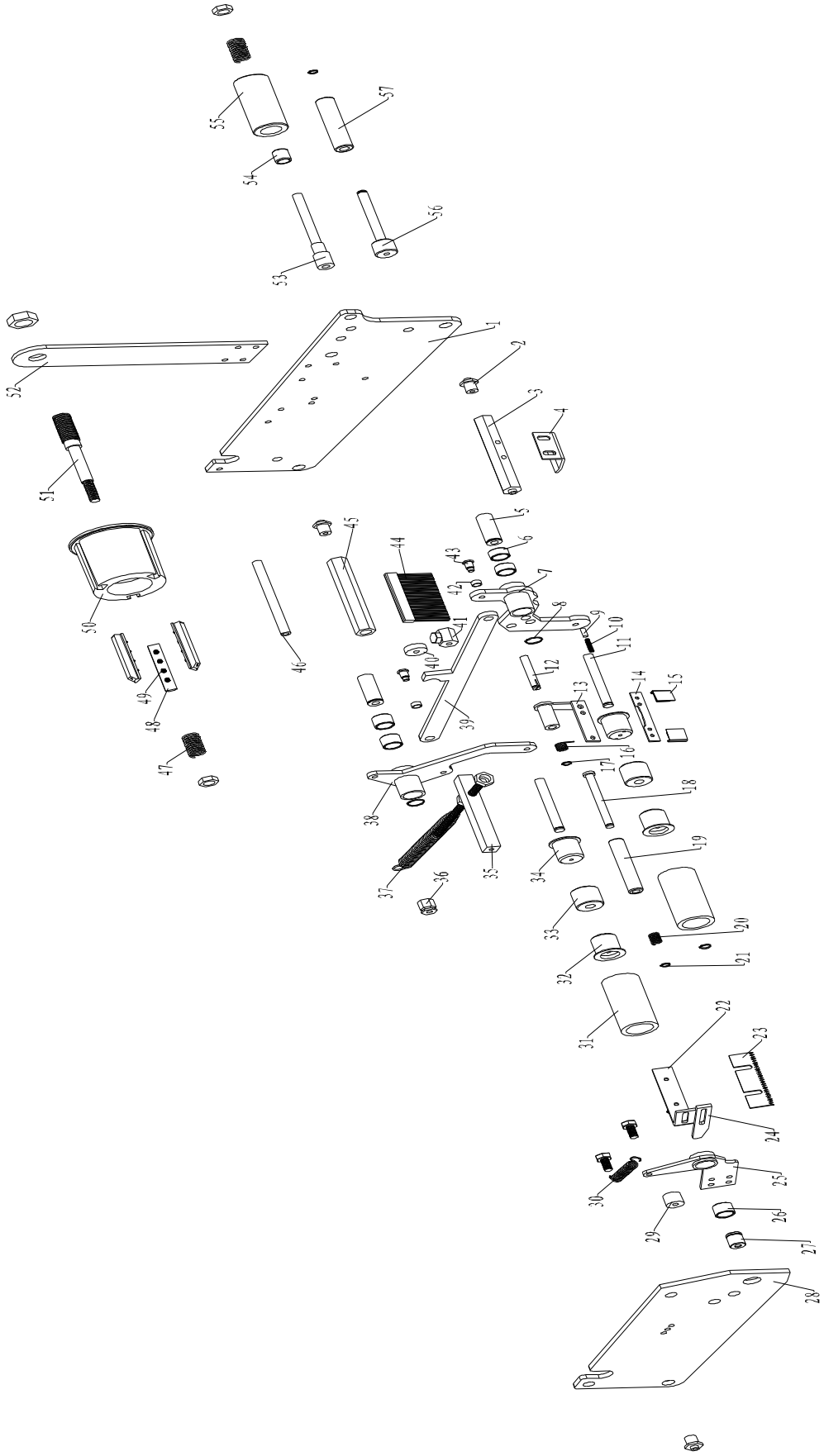
55
57
54
56
53
52
1
2
3
4
51
5
6
45
44
43
7
42
8
41
9
10
11
40
12
46
13
14
15
39
16
50
49
48
47
17
18
38
19
37
36
35
34
33
20
21
32
31
22
23
24
25
30
29
26
27
28

图十二

零件表　　表三

序号	图形 DRAW	型号 PARTNO	名称 DESCRIPTION	数量 QTY	备注 MEMO
1		GPE50-01-01	后墙板	1	
			board		
2		GPE50-01-07	定位螺栓	3	
			positioning bolt		
3	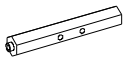	GPE50-01-06	定位杆	1	
			locating rod		
4	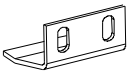	GPE50-01-08	导向板	1	
			director plate		
5	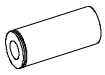	GPE50-01-22	轴	2	
			axle		
6		GPE50-01-21	衫套	4	
			axle set		
7		GPE50-01-20	摆臂	1	
			swing arm		
8		Φ16	轴用弹性挡圈	4	
			check ring		
9		GPE50-01-34	销轴	1	
			pin roll		
10	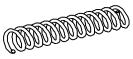	GPE50-01-33	压簧	1	
			Pressure spring		
11		GPE50-01-31	轴	2	
			axle		
12	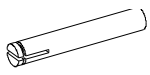	GPE50-01-29	轴	1	
			axle		
13	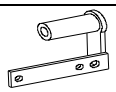	GPE50-01-27	摆臂	1	
			swing arm		
14	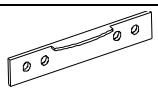	GPE50-01-26	胶带顶片	1	
			top-plate		
15		GPE50-01-30	扣片	2	
			cleats		
16	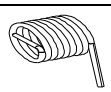	GPE50-01-28	扭簧	1	
			torsion spring		
17		Φ8	轴用弹性挡圈	2	
			check ring		

18		GPE50-01-23	轴 axle	1	
19		GPE50-01-25	导向辊 guide roll	1	
20	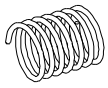	GPE50-01-24	压簧 Pressure spring	1	
21		Φ10	轴用弹性挡圈 check ring	4	
22	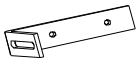	GPE50-01-50	支架 bracket	1	
23	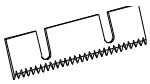	GPE50-01-51	切刀 slitter	1	
24	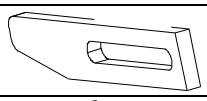	GPE50-01-49	触杆 feeler lever	1	
25	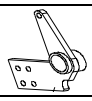	GPE50-01-48	刀架 knife rest	1	
26		GPE50-01-47	衫套 axle set	1	
27	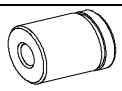	GPE50-01-46	销轴 pin roll	1	
28		GPE50-01-02	前墙板 board	1	
29		GPE50-01-40	缓冲套 cushion collar	1	
30		GPE50-01-44	拉簧 tension spring	1	
31	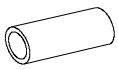	GPE50-01-32	套 set	2	
32		GPE50-01-57	轴套 axle set	3	
33		GPE50-01-58	隔套 spacer bush	2	
34		GPE50-01-56	轴套 axle set	1	
35	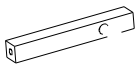	GPE50-01-04	支撑杆 support bar	1	
36	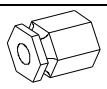	GPE50-01-43	拉簧座 tension spring seat	1	
37		GPE50-01-44	拉簧 tension spring	1	

38		GPE50-01-42	摆臂 swing arm	1	
39	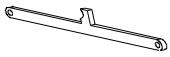	GPE50-01-37	连杆 connecting link	1	
40		GPE50-01-41	缓冲套 cushion collar	1	
41		GPE50-01-36	挡块 baffle plate	1	
42	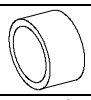	GPE50-01-38	套 set	2	
43	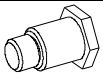	GPE50-01-39	销轴 pin roll	2	
44		GPE50-01-35	毛刷 Brushers	1	
45		GPE50-01-05	定位杆 locating rod	1	
46		GPE50-01-03	支撑杆 support bar	1	
47	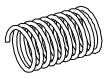	GPE50-01-10	压簧 Pressure spring	2	
48	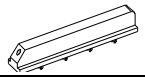	GPE50-01-12	导条 conducting bar	3	
49		GPE50-01-13	压簧 Pressure spring	12	
50		GPE50-01-09	轮毂 Wheel Hub	1	
51	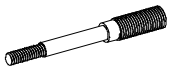	GPE50-01-11	轴 axle	1	
52		GPE50-01-14	支撑板 retaining plate	1	
53	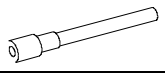	GPE50-01-15	轴 axle	1	
54		GPE50-01-16	轴套 axle set	1	
55		GPE50-01-17	导向辊 guide roll	1	
56	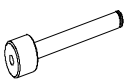	GPE50-01-19	轴 axle	1	
57	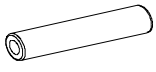	GPE50-01-18	导向辊 guide roll	1	

青岛麦格自动化设备有限公司
Qingdao Maige Automation EquipmentCo.,LTD.
公司地址：青岛开发区昆仑山北路 8 号（海尔大道往南）
总机：0532-86947016　86947017　86947018　86109548　86109759
传真：0532-86942612
邮编：266555
乘车路线：9 路车在松花江路西下